


Can iPolar #3339A-060 fit my CEM60 Mount?


If you have an earlier production of CEM60, the stock version #3339A-060 (internal iPolar) may not fit. How do I know? Please remove the front polar axis cover. Check the inner surface of the steel RA axle. Use your finger to feel if there are fine threads on it (as shown in the photo). If there are threads, the default one won't fit .




You may either choose #3339-060 external mounted iPolar or contact iOptron to request sending a #3339A-060 with an modified adapter.

Change CEM60 iPolar Adapter for Earlier Version

1. Release two set screws that hold the iPolar. Remove CEM60 adapter.



2. Retreat the set screws on the old style adapter so it won't block the iPolar.



3. Insert iPolar into the old style adapter and tighten the set screws. DO not over tighten them.